

Garden Centres Market Rank & Profile UK 2008

Report Sample

**Garden Centres Industry 2004-2012, Garden Centres Ranking & Profiles, Industry
Averages for Sales, Profitability & Key Financials 2004-2012.**

September 2008

Rank & Profile Report Contents

1.	INTRODUCTION TO RANK & PROFILE REPORTS	7
2.	UK GARDEN CENTRES MARKET	8
2.1	Introduction to this Rank & Profile Report	8
	Garden Centres Industry Overview 2004-2012	8
	Average Garden Centre Performance 2004-2012	8
	Garden Centre Ranking	8
	Company Profile & Sales Leads	8
2.2	Garden Centres Competitor Listing	9
2.3	Garden Centres Market Performance 2004-2012	11
2.3.1	Garden Centres Market Sales 2004-2012	11
2.3.2	Garden Centres Profit 2004-2012	13
2.3.3	Garden Centres Assets 2005-2012	15
2.3.4	Garden Centres Liabilities 2004-2012	17
2.3.5	Garden Centres Industry Net Worth 2004-2012	18
2.4	Average Garden Centres' Sales Performance 2004-2012	21
2.4.1	Garden Centres Average Sales Revenue 2004-2012	21
2.4.2	Garden Centres Average Profitability 2004-2012	22
2.4.3	Garden Centres Average Total Assets 2004-2012	25
2.4.4	Garden Centres Average Liabilities 2004-2012	26
2.4.5	Garden Centres Average Net Worth 2004-2012	27
2.4.6	Garden Centres Average Employee/Sales Ratio 2004-2012	29
3.	GARDEN CENTRES CENTRE RANKINGS	30
3.1	Introduction to the Rankings	30
3.2	Garden Centre Sales & Turnover Ranking	31
3.2.1	Garden Centres Ranking by Turnover	31
3.2.2	Company Turnover Estimates	32
3.3	Garden Centres Ranking by Profit	34
3.4	Ranking by Total Assets	36
3.5	Ranking by Net Worth	38
3.5	Ranking by Number of Employees	40
4.	GARDEN CENTRES PROFILES	42
	Wyevale - Company Overview & 'At a Glance'	42
	Dobbie Garden Centres Plc - Company Overview & 'At a Glance'	43
	Notcutts Garden Centre - Company Overview & 'At a Glance'	44
	DJ Squire & Co Ltd - Company Overview & 'At a Glance'	45
	Hillier Nurseries Ltd - Company Overview & 'At a Glance'	46
	Blooms of Bressingham - Company Overview & 'At a Glance'	47
	Haskins Garden Centre - Company Overview & 'At a Glance'	48
	Scotsdale Nursery And Garden Centre Limited - Company Overview & 'At a Glance'	49
	Blue Diamond - Company Overview & 'At a Glance'	50
	Kinglea Plants Ltd - Company Overview & 'At a Glance'	51
	Barton Grange Group - Company Overview & 'At a Glance'	52
	Gordon Rigg Ltd - Company Overview & 'At a Glance'	53
	Van Hage Garden Co - Company Overview & 'At a Glance'	54
	Webbs Garden Centre - Company Overview & 'At a Glance'	55
	Country Homes & Gardens Plc - Company Overview & 'At a Glance'	56
	Otter Nurseries - Company Overview & 'At a Glance'	57
	Woodthorpe Hall Garden Centre Ltd - Company Overview & 'At a Glance'	58
	Bridgemere - Company Overview & 'At a Glance'	59
	Cadbury Garden & Leisure - Company Overview & 'At a Glance'	60
	Klondyke Garden Centres Limited - Company Overview & 'At a Glance'	61
	Hayes Gardenworld Ltd - Company Overview & 'At a Glance'	62
	Woodcote Green Nurseries Ltd - Company Overview & 'At a Glance'	63
	Chaplins - Company Overview & 'At a Glance'	64
	Christies Of Fochabers Garden Centre - Company Overview & 'At a Glance'	65
	Lanes Landscapes Ltd - Company Overview & 'At a Glance'	66
	Valley Grown Nurseries - Company Overview & 'At a Glance'	67
	Frosts Garden Centre Limited - Company Overview & 'At a Glance'	68
	Capital Gardens Ltd - Company Overview & 'At a Glance'	69
	Monkton Elm Garden Centre - Company Overview & 'At a Glance'	70
	Heighley Gate Garden Centre Ltd - Company Overview & 'At a Glance'	71
	Grosvenor Garden Centre - Company Overview & 'At a Glance'	72
	Tong Garden Centre - Company Overview & 'At a Glance'	73
	Opperman Plants Ltd - Company Overview & 'At a Glance'	74
	Haskins Roundstone Garden Centre Ltd - Company Overview & 'At a Glance'	75
	E H Williams Nurseries Ltd - Company Overview & 'At a Glance'	76
	Hurrans Garden Centre - Company Overview & 'At a Glance'	77
	Marlows Diy & Garden Centre Ltd - Company Overview & 'At a Glance'	78
	Matlock Garden Waterlife & Pet Centre - Company Overview & 'At a Glance'	79
	Planters Garden Centre - Company Overview & 'At a Glance'	80
	Thompsons Plant & Garden Centre - Company Overview & 'At a Glance'	81
	Barnett Hill Garden & Leisure Ltd - Company Overview & 'At a Glance'	82
	Aylett Nurseries Ltd - Company Overview & 'At a Glance'	83
	Fermoy's Garden Centre - Company Overview & 'At a Glance'	84
	Moore's Nurseries & Garden Centre Ltd - Company Overview & 'At a Glance'	85
	National Polytunnels - Company Overview & 'At a Glance'	86
	Pentland Plants - Company Overview & 'At a Glance'	87
	Poplars Nursery Garden Centre Ltd - Company Overview & 'At a Glance'	88
	Bellis Bros Ltd - Company Overview & 'At a Glance'	89
	Pantiles Nurseries Limited - Company Overview & 'At a Glance'	90
	Whitehall Garden Centre - Company Overview & 'At a Glance'	91
	Burston - Company Overview & 'At a Glance'	92
	Highway Nurseries - Company Overview & 'At a Glance'	93
	Kings Garden & Leisure - Company Overview & 'At a Glance'	94
	Pople Garden Centre Ltd - Company Overview & 'At a Glance'	95
	Porters Horticultural Ltd - Company Overview & 'At a Glance'	96
	Samuel Jackson Growers Ltd - Company Overview & 'At a Glance'	97
	Jacksdale Garden Centre - Company Overview & 'At a Glance'	98
	Dutch Imports & Daughters Ltd - Company Overview & 'At a Glance'	99
	Chatsworth Garden Centre Ltd - Company Overview & 'At a Glance'	100
	C W Groves & Sons Ltd - Company Overview & 'At a Glance'	101
	Alpha Garden Centre - Company Overview & 'At a Glance'	102
	Fakenham Garden Centre - Company Overview & 'At a Glance'	103

Haddenham Garden Centre - Company Overview & 'At a Glance'	104
Honnor & Jeffrey - Company Overview & 'At a Glance'	105
Lady Green Garden Centre Ltd - Company Overview & 'At a Glance'	106
Seymours Gardens Ltd - Company Overview & 'At a Glance'	107
Twinacre Nurseries Ltd - Company Overview & 'At a Glance'	108
Nurseries Direct Garden Centre Ltd - Company Overview & 'At a Glance'	109
Bretby Nurseries - Company Overview & 'At a Glance'	110
R.V. Roger Ltd - Company Overview & 'At a Glance'	111
Bourne Valley Garden Centre Ltd - Company Overview & 'At a Glance'	112
Ferndale Nursery & Garden Centre Ltd - Company Overview & 'At a Glance'	113
Bell Plantation - Company Overview & 'At a Glance'	114
Brookside Garden Centre Ltd - Company Overview & 'At a Glance'	115
Caerphilly Garden Centre - Company Overview & 'At a Glance'	116
Charlton Brook Ltd - Company Overview & 'At a Glance'	117
Plowmans Garden Nursery & Plant Centre Ltd - Company Overview & 'At a Glance'	118
Ruscrete Ltd - Company Overview & 'At a Glance'	119
Wych Cross - Company Overview & 'At a Glance'	120
The Beth Chatto Gardens Ltd - Company Overview & 'At a Glance'	121
Fosseway Garden Centre Ltd - Company Overview & 'At a Glance'	122
R & T Landscapes Ltd - Company Overview & 'At a Glance'	123
Reuben Shaw & Sons - Company Overview & 'At a Glance'	124
Phoebes Garden Centre Ltd - Company Overview & 'At a Glance'	125
Azure Garden Centre - Company Overview & 'At a Glance'	126
Ballymoney Garden Centre - Company Overview & 'At a Glance'	127
Grasmere Garden Centre Ltd - Company Overview & 'At a Glance'	128
Longmates Nurseries - Company Overview & 'At a Glance'	129
Parker's Garden Co Ltd - Company Overview & 'At a Glance'	130
Plymouth Garden Centre Ltd - Company Overview & 'At a Glance'	131
Trebaron Garden Centre Ltd - Company Overview & 'At a Glance'	132
Codsall & Wergs Garden Centre Ltd - Company Overview & 'At a Glance'	133
Greenbrook Garden Centre - Company Overview & 'At a Glance'	134
Harrington Hall Nursery Ltd - Company Overview & 'At a Glance'	135
Pontarddulais Garden Centre Ltd - Company Overview & 'At a Glance'	136
Badger Nurseries Ltd - Company Overview & 'At a Glance'	137
Doveleys Garden Centre Ltd - Company Overview & 'At a Glance'	138
Iver Flowerland Ltd - Company Overview & 'At a Glance'	139
Walker Home & Garden Centre - Company Overview & 'At a Glance'	140
Alford Nurseries & Garden Centre - Company Overview & 'At a Glance'	141
Avon Mill Garden Centre - Company Overview & 'At a Glance'	142
Beardsworths Ltd - Company Overview & 'At a Glance'	143
Finchley Nurseries Ltd - Company Overview & 'At a Glance'	144
Fron Goch Garden Centre - Company Overview & 'At a Glance'	145
Springwell Nursery & Garden Centre - Company Overview & 'At a Glance'	146
Woodborough Garden Centre & Nurseries - Company Overview & 'At a Glance'	147
Grange Garden Centre Limited - Company Overview & 'At a Glance'	148
EMCY Garden and Leisure Centre - Company Overview & 'At a Glance'	149
Bridgford Garden Centre - Company Overview & 'At a Glance'	150
Oakington Garden Centre - Company Overview & 'At a Glance'	151
The Boma Garden Centre - Company Overview & 'At a Glance'	152
Fromefield Nurseries Ltd - Company Overview & 'At a Glance'	153
Holme Nurseries Ltd - Company Overview & 'At a Glance'	154
In-Ex U.K Ltd - Company Overview & 'At a Glance'	155
Larch Cottage Nurseries Ltd - Company Overview & 'At a Glance'	156
Peter Eastwood Plants Ltd - Company Overview & 'At a Glance'	157
Swanland Nurseries Ltd - Company Overview & 'At a Glance'	158
Rivendell Nurseries - Company Overview & 'At a Glance'	159
Stansted Park Garden Centre Ltd - Company Overview & 'At a Glance'	160
Crown Nursery Ltd - Company Overview & 'At a Glance'	161
Root One Ltd - Company Overview & 'At a Glance'	162
Blackmore & Langdon Ltd - Company Overview & 'At a Glance'	163
Willowbrook Conservatories - Company Overview & 'At a Glance'	164
Paramount Plants & Gardens - Company Overview & 'At a Glance'	165
East Studdal Nurseries Ltd - Company Overview & 'At a Glance'	166
Mentha Nurseries - Company Overview & 'At a Glance'	167
Oaklands Nursery Ltd - Company Overview & 'At a Glance'	168
Quercus Garden Plants Ltd - Company Overview & 'At a Glance'	169
Rainworth Garden Centre - Company Overview & 'At a Glance'	170
Read Garden Centre - Company Overview & 'At a Glance'	171
Tree World Services Ltd - Company Overview & 'At a Glance'	172
Exbury Gardens Retail Ltd - Company Overview & 'At a Glance'	173
Congleton Garden Centre - Company Overview & 'At a Glance'	174
Snowdonia Nurseries - Company Overview & 'At a Glance'	175
Stonepit Nurseries Ltd - Company Overview & 'At a Glance'	176
The Q Garden Co - Company Overview & 'At a Glance'	177
Vistas Ltd - Company Overview & 'At a Glance'	178

Market Report Tables & Charts

Figure 1: Garden Centres Company Listing	9
Figure 2: Garden Centres Market Sales 2004-2012 £M	11
Figure 3: Garden Centres Total Sales % Change 2004-2012	12
Figure 4: Garden Centre Market Profitability 2004-2012 £M	13
Figure 5: Garden Centre Industry Total Profit % Change 2004-2012	14
Figure 6: Garden Centres Total Assets (Current & Fixed) 2005-2012	15
Figure 7: Garden Centre Industry Assets % Change 2005-2012	16
Figure 8: Garden Centres Total Liabilities (Current & Long Term) 2004-2012	17
Figure 9: Garden Centres Total Liabilities % Change 2004-2012	18
Figure 10: Garden Centres Net Worth 2004-2012	19
Figure 11: Garden Centre Market Total Net Worth % Change 2004-2012	20
Figure 12: Garden Centres Average Sales Turnover 2004-2012	21
Figure 13: Garden Centres Average Sales % Change 2004-2012	22
Figure 14: Garden Centres Average Profitability 2004-2012	23
Figure 15: Garden Centres Average Profitability % Change 2004-2012	24
Figure 16: Garden Centres Average Total Assets 2005-2012	25
Figure 17: Garden Centres Average Assets % Change 2005-2012	26
Figure 18: Garden Centres Average Total Liabilities 2004-2012	26
Figure 19: Garden Centres Average Liabilities % Change 2004-2012	27
Figure 20: Garden Centres Average Net Worth 2004-2012	28
Figure 21: Garden Centres Average Net Worth % Change 2004-2012	28
Figure 22: Garden Centres Average Sales / Employees Ratio 2004-2012	29
Table 23: Garden Centres Ranking by Profit 2007	31
Table 24: Garden Centres Individual Turnovers 2007	32
Table 25: Garden Centres Ranking by Profit 2007	34
Table 26: Garden Centres Ranking by Assets 2007	36
Table 27: Ranking by Net Worth 2007 – Garden Centres	38
Table 28: Ranking by Number of Employees	40
Wyevale - KPIs for Year Ending December 31, 2003 to December 31, 2006	42
Dobbie Garden Centres Plc - KPIs for Year Ending October 31, 2004 to October 31, 2007	43
Notcutts Garden Centre - KPIs for Year Ending August 31, 2004 to August 31, 2007	44
DJ Squire & Co Ltd - KPIs for Year Ending July 31, 2004 to July 31, 2007	45
Hillier Nurseries Ltd - KPIs for Year Ending August 31, 2004 to August 31, 2007	46
Blooms of Bressingham - KPIs for Year Ending February 1, 2004 to January 28, 2007	47
Haskins Garden Centre - KPIs for Year Ending February 25, 2004 to February 25, 2007	48
Scotsdale Nursery And Garden Centre Limited - KPIs for Year Ending July 31, 2004 to July 31, 2007	49
Blue Diamond - KPIs for Year Ending December 31, 2004 to December 31, 2007	50
Kinglea Plants Ltd - KPIs for Year Ending June 30, 2004 to June 30, 2007	51
Barton Grange Group - KPIs for Year Ending January 31, 2004 to January 31, 2007	52
Gordon Rigg Ltd - KPIs for Year Ending July 31, 2004 to July 31, 2007	53
Van Hage Garden Co - KPIs for Year Ending July 31, 2004 to July 31, 2007	54
Webbs Garden Centre - KPIs for Year Ending December 31, 2004 to December 31, 2007	55
Country Homes & Gardens Plc - KPIs for Year Ending December 31, 2003 to December 31, 2006	56
Otter Nurseries - KPIs for Year Ending January 2, 2005 to December 30, 2007	57
Woodthorpe Hall Garden Centre Ltd - KPIs for Year Ending December 31, 2003 to December 31, 2006	58
Bridgemere - KPIs for Year Ending December 28, 2003 to December 31, 2006	59
Cadbury Garden & Leisure - KPIs for Year Ending December 31, 2003 to December 31, 2006	60
Kiondyke Garden Centres Limited - KPIs for Year Ending September 26, 2004 to September 30, 2007	61
Hayes Gardenworld Ltd - KPIs for Year Ending December 31, 2003 to December 31, 2006	62
Woodcote Green Nurseries Ltd - KPIs for Year Ending August 31, 2004 to August 31, 2007	63
Chaplins - KPIs for Year Ending January 31, 2004 to January 31, 2007	64
Christies Of Fochabers Garden Centre - KPIs for Year Ending August 31, 2004 to August 31, 2007	65
Lanes Landscapes Ltd - KPIs for Year Ending June 30, 2004 to June 30, 2007	66
Valley Grown Nurseries - KPIs for Year Ending December 31, 2003 to December 31, 2006	67
Frosts Garden Centre Limited - KPIs for Year Ending July 31, 2004 to July 31, 2007	68
Capital Gardens Ltd - KPIs for Year Ending December 31, 2003 to December 31, 2006	69
Monkton Elm Garden Centre - KPIs for Year Ending December 31, 2003 to December 31, 2006	70
Heighley Gate Garden Centre Ltd - KPIs for Year Ending March 31, 2004 to March 31, 2007	71
Grosvenor Garden Centre - KPIs for Year Ending December 31, 2003 to April 1, 2007	72
Tong Garden Centre - KPIs for Year Ending January 31, 2004 to January 31, 2007	73
Opperman Plants Ltd - KPIs for Year Ending December 31, 2004 to December 31, 2007	74
Haskins Roundstone Garden Centre Ltd - KPIs for Year Ending February 29, 2004 to February 25, 2007	75
E H Williams Nurseries Ltd - KPIs for Year Ending June 30, 2003 to December 31, 2006	76
Hurrans Garden Centre - KPIs for Year Ending October 31, 2003 to October 31, 2006	77
Marlows Diy & Garden Centre Ltd - KPIs for Year Ending September 30, 2004 to September 30, 2007	78
Matlock Garden Waterlife & Pet Centre - KPIs for Year Ending March 31, 2004 to March 31, 2007	79
Planters Garden Centre - KPIs for Year Ending December 31, 2004 to December 31, 2007	80
Thompsons Plant & Garden Centre - KPIs for Year Ending January 31, 2004 to January 31, 2007	81
Barnett Hill Garden & Leisure Ltd - KPIs for Year Ending December 31, 2003 to December 31, 2006	82
Aylett Nurseries Ltd - KPIs for Year Ending October 31, 2003 to October 31, 2006	83
Fermoy's Garden Centre - KPIs for Year Ending February 29, 2004 to July 1, 2007	84
Moore's Nurseries & Garden Centre Ltd - KPIs for Year Ending December 31, 2003 to December 31, 2006	85
National Polytunnels - KPIs for Year Ending June 30, 2004 to June 30, 2007	86
Pentland Plants - KPIs for Year Ending n/a to November 30, 2006	87
Poplars Nursery Garden Centre Ltd - KPIs for Year Ending February 29, 2004 to February 28, 2007	88
Bellis Bros Ltd - KPIs for Year Ending March 31, 2004 to March 31, 2007	89
Pantiles Nurseries Limited - KPIs for Year Ending August 31, 2004 to March 31, 2007	90
Whitehall Garden Centre - KPIs for Year Ending December 31, 2004 to December 31, 2007	91
Burston - KPIs for Year Ending December 31, 2004 to December 31, 2007	92
Highway Nurseries - KPIs for Year Ending June 30, 2004 to June 30, 2007	93
Kings Garden & Leisure - KPIs for Year Ending n/a to September 30, 2007	94
Pople Garden Centre Ltd - KPIs for Year Ending December 31, 2003 to December 31, 2006	95
Porters Horticultural Ltd - KPIs for Year Ending November 30, 2004 to November 30, 2007	96
Samuel Jackson Growers Ltd - KPIs for Year Ending December 31, 2004 to December 31, 2007	97
Jacksdale Garden Centre - KPIs for Year Ending December 31, 2003 to December 31, 2006	98
Dutch Imports & Daughters Ltd - KPIs for Year Ending n/a to September 30, 2006	99
Chatsworth Garden Centre Ltd - KPIs for Year Ending March 31, 2004 to March 31, 2007	100
C W Groves & Sons Ltd - KPIs for Year Ending February 28 2006 to July 31, 2007	101
Alpha Garden Centre - KPIs for Year Ending March 31, 2004 to March 31, 2007	102

Fakenham Garden Centre - KPIs for Year Ending August 31, 2004 to August 31, 2007	103
Haddenham Garden Centre - KPIs for Year Ending July 31, 2003 to September 30, 2006	104
Honor & Jeffrey - KPIs for Year Ending December 31, 2004 to December 31, 2007	105
Lady Green Garden Centre Ltd - KPIs for Year Ending January 31, 2004 to January 31, 2007	106
Seymours Gardens Ltd - KPIs for Year Ending December 31, 2003 to December 31, 2006	107
Twinacre Nurseries Ltd - KPIs for Year Ending May 31, 2004 to May 31, 2007	108
Nurseries Direct Garden Centre Ltd - KPIs for Year Ending n/August 31, 2006 to August 31, 2007	109
Bretby Nurseries - KPIs for Year Ending December 31, 2004 to December 31, 2007	110
R.V. Roger Ltd - KPIs for Year Ending June 30, 2004 to June 30, 2007	111
Bourne Valley Garden Centre Ltd - KPIs for Year Ending August 31, 2003 to August 31, 2006	112
Ferndale Nursery & Garden Centre Ltd - KPIs for Year Ending June 30, 2004 to June 30, 2007	113
Bell Plantation - KPIs for Year Ending September 30, 2006	114
Brookside Garden Centre Ltd - KPIs for Year Ending August 31, 2004 to August 31, 2007	115
Caerphilly Garden Centre - KPIs for Year Ending October 31, 2004 to October 31, 2007	116
Charlton Brook Ltd - KPIs for Year Ending June 30, 2004 to June 30, 2007	117
Plowmans Garden Nursery & Plant Centre Ltd - KPIs for Year Ending February 29, 2004 to May 31, 2007	118
Ruscrete Ltd - KPIs for Year Ending December 31, 2003 to December 31, 2006	119
Wych Cross - KPIs for Year Ending January 31, 2005 to December 31, 2007	120
The Beth Chatto Gardens Ltd - KPIs for Year Ending April 30, 2004 to April 30, 2007	121
Fosseway Garden Centre Ltd - KPIs for Year Ending December 31, 2007	122
R & T Landscapes Ltd - KPIs for Year Ending December 31, 2003 to December 31, 2006	123
Reuben Shaw & Sons - KPIs for Year Ending December 31, 2003 to December 31, 2006	124
Phoebes Garden Centre Ltd - KPIs for Year Ending September 30, 2004 to September 30, 2007	125
Azure Garden Centre - KPIs for Year Ending January 31, 2004 to January 31, 2007	126
Ballymoney Garden Centre - KPIs for Year Ending September 30, 2003 to September 30, 2006	127
Grasmere Garden Centre Ltd - KPIs for Year Ending February 29, 2004 to February 28, 2007	128
Longmates Nurseries - KPIs for Year Ending December 31, 2003 to December 31, 2006	129
Parker's Garden Co Ltd - KPIs for Year Ending December 31, 2003 to December 31, 2006	130
Plymouth Garden Centre Ltd - KPIs for Year Ending September 30, 2004 to September 30, 2007	131
Trebaron Garden Centre Ltd - KPIs for Year Ending January 31, 2004 to January 31, 2007	132
Codsall & Wergs Garden Centre Ltd - KPIs for Year Ending December 31, 2004 to December 31, 2007	133
Greenbrook Garden Centre - KPIs for Year Ending November 30, 2004 to November 30, 2007	134
Harrington Hall Nursery Ltd - KPIs for Year Ending December 31, 2004 to December 31, 2007	135
Pontarddulais Garden Centre Ltd - KPIs for Year Ending January 31, 2005 to January 31, 2008	136
Badger Nurseries Ltd - KPIs for Year Ending n/a to July 31, 2007	137
Doveleys Garden Centre Ltd - KPIs for Year Ending March 31, 2004 to March 31, 2007	138
Iver Flowerland Ltd - KPIs for Year Ending September 30, 2003 to December 31, 2006	139
Walker Home & Garden Centre - KPIs for Year Ending June 30, 2004 to June 30, 2007	140
Alford Nurseries & Garden Centre - KPIs for Year Ending December 31, 2004 to December 31, 2007	141
Avon Mill Garden Centre - KPIs for Year Ending September 30, 2004 to September 30, 2007	142
Beardsworths Ltd - KPIs for Year Ending July 31, 2004 to July 31, 2007	143
Finchley Nurseries Ltd - KPIs for Year Ending January 31, 2004 to January 31, 2007	144
Fron Goch Garden Centre - KPIs for Year Ending August 31, 2004 to August 31, 2007	145
Springwell Nursery & Garden Centre - KPIs for Year Ending April 30, 2005 to April 30, 2008	146
Woodborough Garden Centre & Nurseries - KPIs for Year Ending September 30, 2004 to September 30, 2007	147
Grange Garden Centre Limited - KPIs for Year Ending Dec 31 2003 to Dec 31, 2005	148
EMCY Garden and Leisure Centre - KPIs for Year Ending December 31, 2003 to December 31, 2006	149
Bridgford Garden Centre - KPIs for Year Ending December 31, 2003 to December 31, 2006	150
Oakington Garden Centre - KPIs for Year Ending July 31, 2007	151
The Boma Garden Centre - KPIs for Year Ending March 31, 2004 to December 31, 2006	152
Fromefield Nurseries Ltd - KPIs for Year Ending December 31, 2003 to December 31, 2006	153
Holme Nurseries Ltd - KPIs for Year Ending March 31, 2005 to December 31, 2007	154
In-Ex U.K Ltd - KPIs for Year Ending March 31, 2006 to March 31, 2007	155
Larch Cottage Nurseries Ltd - KPIs for Year Ending January 31, 2004 to January 31, 2007	156
Peter Eastwood Plants Ltd - KPIs for Year Ending December 31, 2003 to December 31, 2006	157
Swanland Nurseries Ltd - KPIs for Year Ending Dec 31 2004 to Dec 31, 2006	158
Rivendell Nurseries - KPIs for Year Ending May 31, 2004 to May 31, 2007	159
Stansted Park Garden Centre Ltd - KPIs for Year Ending September 30, 2004 to September 30, 2007	160
Crown Nursery Ltd - KPIs for Year Ending May 31, 2004 to May 31, 2007	161
Root One Ltd - KPIs for Year Ending January 31, 2004 to January 31, 2007	162
Blackmore & Langdon Ltd - KPIs for Year Ending June 30, 2004 to June 30, 2007	163
Willowbrook Conservatories - KPIs for Year Ending June 30, 2004 to June 30, 2007	164
Paramount Plants & Gardens - KPIs for Year Ending n/a to April 30, 2007	165
East Studdal Nurseries Ltd - KPIs for Year Ending July 31, 2004 to July 31, 2007	166
Mentha Nurseries - KPIs for Year Ending December 31, 2004 to December 31, 2007	167
Oaklands Nursery Ltd - KPIs for Year Ending July 31, 2004 to July 31, 2007	168
Quercus Garden Plants Ltd - KPIs for Year Ending Dec 31 2004 to December 31, 2006	169
Rainworth Garden Centre - KPIs for Year Ending June 30, 2004 to June 30, 2007	170
Read Garden Centre - KPIs for Year Ending December 31, 2004 to December 31, 2007	171
Tree World Services Ltd - KPIs for Year Ending November 30, 2004 to November 30, 2007	172
Exbury Gardens Retail Ltd - KPIs for Year Ending October 31, 2004 to October 31, 2007	173
Congleton Garden Centre - KPIs for Year Ending December 31, 2003 to December 31, 2006	174
Snowdonia Nurseries - KPIs for Year Ending February 28, 2004 to February 28, 2007	175
Stonepit Nurseries Ltd - KPIs for Year Ending November 5, 2004 to November 5, 2007	176
The Q Garden Co - KPIs for Year Ending January 31, 2004 to January 31, 2007	177
Vistas Ltd - KPIs for Year Ending November 30, 2004 to November 30, 2007	178

This report reflects MTW Research's independent view of the market which may differ from other third party views. Whilst we try to ensure that our reports are an accurate depiction of their respective markets, it must be emphasised that the figures and comment contained therein are estimates based on a mix of primary and secondary research, and should therefore be treated as such.

Terms & Conditions of Use

The information contained within this report remains the copyright of MTW Research. Subject to these Terms and Conditions (this "Agreement"), MTW Research ("we", "our", "us") makes available this publication and data or information contained therein (the "Report"). Your use of this report constitutes your acknowledgment and assent to be bound by this Agreement.

Permitted Use, Limitations on Use

You may access purchased Reports only as required to view the Reports for your individual use, and may print/copy a purchased Report once for your use. You may copy extracts from purchased Reports onto your own documents, provided that all citations are attributed to "MTW Research", and are for internal use only. You may not republish, resell or redistribute any Report, or do anything else with any Report, which is not specifically permitted in this Agreement. You may not reproduce, store in a retrieval system or transmit by any means, electronic or mechanical, any report without the prior permission of MTW Research.

Limitation of Liability

You are entirely liable for activities conducted by you or anyone else in connection with your use of the Report. We take no responsibility for any incorrect information supplied to us during the research process. Market information is based on telephone interviews and secondary sources whose accuracy we cannot guarantee. You acknowledge when ordering that MTW Research Reports are for your internal use and not for general publication or disclosure to third parties, unless otherwise agreed. Neither MTW Research nor any of its affiliates, owners, employees or other representatives will be liable for damages arising out of or in connection with the use of the Report or the information, content, materials or products included in the Report. This is a comprehensive limitation of liability that applies to all damages of any kind, including (without limitation) compensatory, direct, indirect or consequential damages, loss of data, income or profit, loss of or damage to property and claims of third parties.

Applicable Law

This Agreement will be governed by and construed in accordance with the laws of England and Wales without giving effect to the principles of conflict of laws thereof, and to the extent permitted by applicable law, you consent to the jurisdiction of courts situated in England and Wales in any action arising under this agreement.

Intellectual Property Rights

You acknowledge that legal and beneficial interest in Intellectual Property Rights in connection with the Report belong to us. This includes all Intellectual Property Rights in any Material. You have no rights in or to the Report and you may not use any Material other than as permitted under this Agreement. We grant you a non-exclusive, non-transferable licence to use the Intellectual Property Rights referred to above solely for the use of Material as permitted under this agreement.

Companies Included

Whilst MTW endeavour to ensure that the majority of the major companies active in the market with which this report is concerned are included, it should be noted that the list of companies included in this report is not exhaustive and the inclusion or otherwise of a company in this report does not necessarily indicate, nor should be interpreted as, a company's relevance or otherwise in a particular market. Whilst we endeavour to attain high levels of accuracy, it should be borne in mind that the rankings and other information provided within this report contain an element of estimation, should be regarded as such and treated with a degree of caution.

Estimates Provided

In order to enable benchmarking, competitor analysis and facilitate further market research, MTW have provided estimates for turnover, profit before tax and number of employees for small, medium sized and other companies who are not obliged to submit this information to Companies House. As such, in the interests of clarity, all data relating to turnover, profit and number of employees provided in this report should be regarded as independent estimates by MTW. Whilst we endeavour to attain high levels of accuracy with these estimates, they may not reflect the actual figures of a company and should therefore be treated with caution. It should be noted that the list of companies included in this report is not exhaustive and the inclusion or otherwise of a company in this report does not necessarily reflect its relevance in the market. Market size estimates provided in this report include all activity by the companies identified, which may include an element of activity outside the scope of this report.

1. Introduction to *Rank & Profile* Reports

MTW Research *Rank and Profile* reports are designed to provide manufacturers and distributors with an independent, comprehensive overview of the current market trends, recent trading conditions and potential sales leads within their respective markets in an easy to use and easy to disseminate format.

Based on actual sales returns and researched by market research professionals who have been writing market reports on these sectors since 1999, MTW's *Rank and Profile* reports represent an excellent tool on which to base further strategic or operational decision making, develop sales, or can simply be used to gain a greater understanding of the current and future performance of the industry.

This report enables the reader to undertake

- **Fast and Effective Company Analysis**

With the report providing an Industry Overview with market totals, sales averages and forecasts to 2012; Ranking section; and a more detailed Profile section, the depth and range of analysis provides a comprehensive 10 year overview of the market's performance and estimated ranking for each company included in the report. Each company has a 1 page key financial indicators profile providing crucial company analysis on which to base further research and strategic decision making or develop relevant sales leads.

- **Market Size & Trends for Sales & Industry Value to 2012**

Market size for revenue and industry value is provided from 2004 through to 2012 – based on actual sales returns, enabling a fast and accurate understanding of the key trends in the industry and likely future prospects, facilitating sales and marketing planning.

- **Identify & Target the Most Relevant Sales Leads**

The report identifies the market leaders in the industry, and ranks them by sales, profitability and a number of other key performance indicators, enabling you to quickly identify and target the most relevant companies in the industry. The additional contact name and mailing details for each company provide the key to quickly increasing sales leads in this industry.

- **Benchmark & Monitor your Company's Performance against the Industry.**

3 years of the most recent accounts available, supported where appropriate by our own estimates, is supplied for each company enabling the reader to understand the position of your company in the market and gauge its performance against your competitors in recent years.

- **Turnover & Profit Estimates for Every Company**

MTW reports are unique in that we have provided an estimate for turnover and profit ranking for every company listed, enabling smaller and medium sized companies to gauge their market share, as well as the larger companies. Whilst we don't claim that every estimate we make is accurate, this will always be our aim.

- **Monitor The Market Leaders' Performance.**

Key financial data are provided for every company listed for the last 4 years, enabling the reader to quickly and effectively track your competitor's performance in recent years, providing an excellent foundation on which to base further SWOT analysis to provide a comprehensive review of your competitive environment.

- **A Company Listing More Relevant to Your Market**

MTW Research have been researching and writing market reports since 1999 and as such we are able to develop a company listing which is more relevant to your chosen market, saving you time and money.

- **Save Your Company's Time & Money**

MTW's *Rank & Profile* reports don't bombard you with irrelevant financial data, they are designed to enable you to engage in fast and effective market and competitor analysis. We focus on providing what's important in an easy to reference and use format.

2. UK Garden Centres Market

2.1 Introduction to this Rank & Profile Report

In order to provide an easy to use tool for the basis of a market and company analysis study, this report provides the following information:-

Garden Centres Industry Overview 2004-2012

Overview of the industry's performance 2004-2007 and forecasts to 2012, including:-

- Total Industry Sales 2004-2012
- Total Industry Profitability
- Combined Industry Assets & Liabilities
- Total Industry Net Worth

Average Garden Centre Performance 2004-2012

A Profile of the 'Average' Centre in the industry, enabling effective and fast comparisons:-

- Average Garden Centre Revenue 2004-2012
- Average Centre Profit Levels 2004-2012
- Average Assets & Liabilities 2004-2012
- Average Net Worth 2004-2012
- Average Value of Sales per Employee 2004-2012

Garden Centre Ranking

Provided for the leading companies in tabular format:-

- By Turnover & Individual Sales Revenue Estimates for 2007
- By Profit
- By Total, Combined Assets
- By Net Worth
- By Number of Employees

Company Profile & Sales Leads

Financial data and estimates provided for the last 4 years of trading for every company:-

- Full Registered Address, Postcode & Telephone Number
- Turnover & Profit estimates for every company listed for 2007
- Working Capital (i.e. Cash Available),
- Sales & Profit Per Employee (where reported)
- Debtors Value (i.e. money owed to company each year over the last 4 years)
- Fixed Assets (e.g value of land, buildings, vehicles, equipment etc)
- Current Assets (i.e cash & other assets to be sold within 1 year)
- Current Liabilities (i.e debts or obligations due in 1 year)
- Long Term Liabilities (i.e debts or obligations which extend beyond 1 year)
- Net Worth (i.e total assets less total liabilities)
- Company's Principal Activities
- Incorporation Date
- Ultimate Holding Company & Parent Company (if applicable)
- Number of Employees (estimates given where no data exists from Companies House)
- Senior Decision Maker / Director Contact Name

Also provided as part of the "Ultimate Pack" is a comprehensive multi-use mailing and telemarketing list with comprehensive financial spreadsheet including 4 years key financial data for the industry .

2.2 Garden Centres Competitor Listing

The following table provides a listing of the companies which are included, and for the purposes of this report, defined as 'the market'.

Figure 1: Garden Centres Company Listing

Alford Nurseries & Garden Centre	Fron Goch Garden Centre	Plowmans Garden Nursery & Plant Centre
Alpha Garden Centre	Frosts Garden Centre Limited	Plymouth Garden Centre
Avon Mill Garden Centre	Gordon Rigg	Pontarddulais Garden Centre
Aylett Nurseries	Grange Garden Centre Limited	Poplars Nursery Garden Centre
Azure Garden Centre	Grasmere Garden Centre	Pople Garden Centre
Badger Nurseries	Greenbrook Garden Centre	Porters Horticultural
Ballymoney Garden Centre	Grosvenor Garden Centre	Quercus Garden Plants
Barnett Hill Garden & Leisure	Haddenham Garden Centre	R & T Landscapes
Barton Grange Group	Harrington Hall Nursery	R.V. Roger
Beardsworths	Haskins Garden Centre	Rainworth Garden Centre
Bell Plantation	Haskins Roundstone Garden Centre	Read Garden Centre
Bellis Bros	Hayes Gardenworld	Reuben Shaw & Sons
Blackmore & Langdon	Heighley Gate Garden Centre	Rivendell Nurseries
Blooms of Bressingham	Highway Nurseries	Root One
Blue Diamond	Hillier Nurseries	Ruscrete
Bourne Valley Garden Centre	Holme Nurseries	Samuel Jackson Growers
Bretby Nurseries	Honor & Jeffrey	Scotsdale Nursery And Garden Centre
Bridgemere	Hurrans Garden Centre	Seymours Gardens
Bridgford Garden Centre	In-Ex U.K	Snowdonia Nurseries
Brookside Garden Centre	Iver Flowerland	Springwell Nursery & Garden Centre
Burston	Jacksdale Garden Centre	Stansted Park Garden Centre
C W Groves & Sons	Kinglea Plants	Stonepit Nurseries
Cadbury Garden & Leisure	Kings Garden & Leisure	Swanland Nurseries
Caerphilly Garden Centre	Klondyke Garden Centres Limited	The Beth Chatto Gardens
Capital Gardens	Lady Green Garden Centre	The Boma Garden Centre
Chaplins	Lanes Landscapes	The Q Garden Co
Charlton Brook	Larch Cottage Nurseries	Thompsons Plant & Garden Centre
Chatsworth Garden Centre	Longmates Nurseries	Tong Garden Centre
Christies Of Fochabers Garden Centre	Marlows Diy & Garden Centre	Trebaron Garden Centre
Codsall & Wergs Garden Centre	Matlock Garden Waterlife & Pet Centre	Tree World Services
Congleton Garden Centre	Mentha Nurseries	Twinacre Nurseries
Country Homes & Gardens	Monkton Elm Garden Centre	Valley Grown Nurseries
Crown Nursery	Moore's Nurseries & Garden Centre	Van Hage Garden Co
DJ Squire & Co	National Polytunnels	Vistas
Dobbies Garden Centres	Notcutts Garden Centre	Walker Home & Garden Centre
Doveleys Garden Centre	Nurseries Direct Garden Centre	Webbs Garden Centre
Dutch Imports & Daughters	Oakington Garden Centre	Whitehall Garden Centre
E H Williams Nurseries	Oaklands Nursery	Willowbrook Conservatories
East Studdal Nurseries	Opperman Plants	Woodborough Garden Centre & Nurseries
EMCY Garden and Leisure Centre	Otter Nurseries	Woodcote Green Nurseries
Exbury Gardens Retail	Pantiles Nurseries Limited	Woodthorpe Hall Garden Centre
Fakenham Garden Centre	Paramount Plants & Gardens	Wych Cross
Fermoy's Garden Centre	Parker's Garden Co	Wyevale
Ferndale Nursery & Garden Centre	Pentland Plants	
Finchley Nurseries	Peter Eastwood Plants	
Fosseway Garden Centre	Phoebes Garden Centre	
Fromefield Nurseries	Planters Garden Centre	

The companies identified overleaf represent a market value of around £xxx million in 2007, estimated to reflect more than 85% of the £xxx million UK Garden Centres industry in 2007.

In addition to the companies identified above, there are around xxx smaller, independent garden

centres with a turnover of up to £xxxx and a further xxxxx with a turnover of between £xxxx-£xxx. Details on these companies are also available from MTW as additional mailing lists.

The high level of consolidation in the market remains evident in 2008, despite ongoing difficulties at present, with the top xx companies estimated to account for more around xx% of the total market by value in 2008.

The following section illustrates the performance of the market since 2004, based on quantitative, actual sales returns, with forecasts to 2012 provided for a range of market indicators.

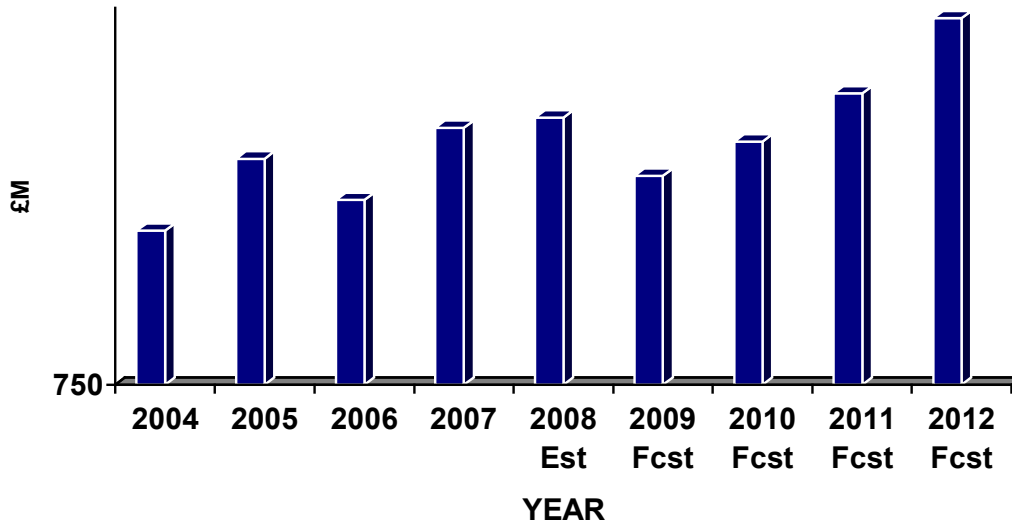
2.3 Garden Centres Market Performance 2004-2012

The following section illustrates the overall, combined performance of the leading Garden Centres in terms of sales revenue, profit, assets, liabilities and net worth.

2.3.1 Garden Centres Market Sales 2004-2012

The following table illustrates the performance of the selected Garden Centres in terms of combined sales revenues between 2004 and 2007 and forecasts to 2012:-

Figure 2: Garden Centres Market Sales 2004-2012 £M (Censored in Sample)



Source: MTW Research / Company Financials

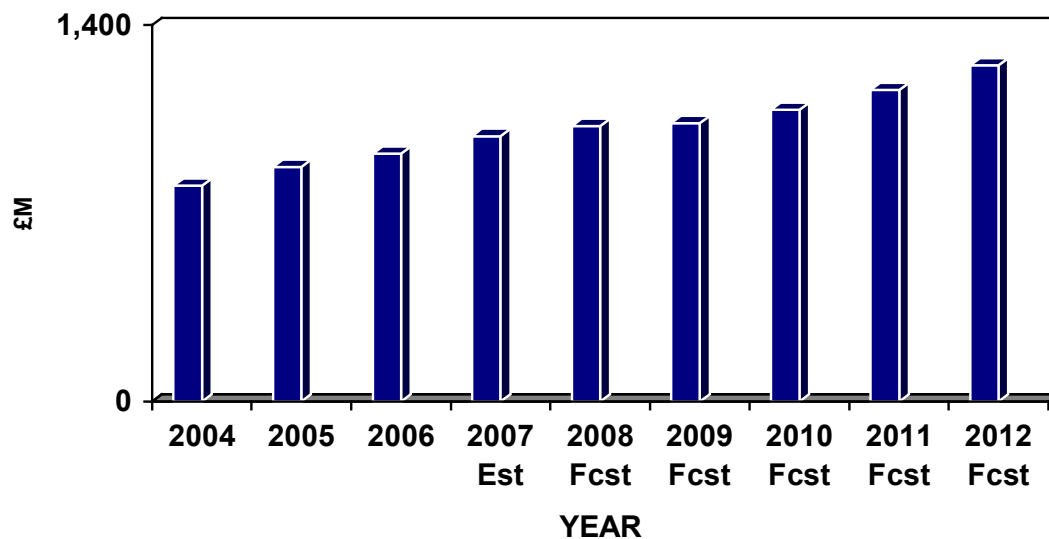
The above chart illustrates our estimates of the sales performance of the selected Garden Centres identified earlier based on actual sales returns.

In 2007, sales by the Garden Centres identified reached around £xxx million, reflecting xxx of just under xxx since 2004. However, this disguises the

2.3.2 Garden Centres Assets 2005-2012

The following table illustrates the Garden Centres Market in terms of current and fixed assets between 2005 and 2007 and forecasts to 2012:-

Figure 6: Garden Centres Total Assets (Current & Fixed) 2005-2012



Source: MTW Research / Company Financials

In 2008, total assets of the Garden Centres identified are expected to exceed £x billion, reflecting a growth of some x% over the 2007 figure of £xxx million. However, it is clear that asset growth is xxxxx in 2008, with 2007 growth recorded at x%.

Indications are that industry assets are unlikely to xxxxx substantially in 2009 and 2010, with x% forecast over the next xx years as xxxxx consumer confidence is reflected in xxxx volume sales in the mid-high value garden products market where the garden centres typically predominate.

In addition to xxxxx, coupled with xxxxx, the Garden Centres market is also likely to experience a xxxxxx fixed assets, particularly given xxxxxxx xxxxxxx at present. As such, whilst our forecasts predict a continued xxxxxxx in assets over the next two years, this may reflect xxxxxxx

xxxxxx is forecast to xxxx by 2011, however, as xxxxx xxxx. An element of xxxxx may also offer xxxxx to the market in xxxxx, with the likelihood of xxxxxxx asset growth, though the seasonality of the sector reduces the likelihood of a xxxx xxxx xxxx 2011. By 2012, total industry assets are forecast to reach around £xx billion.

The percentage change in assets by the selected Garden Centres is illustrated in the following chart:-

2.4 Average Garden Centres' Sales Performance 2004-2012

The following section illustrates the average performance of the selected Garden Centres in terms of revenue, profit, assets, liabilities and net worth.

2.4.1 Garden Centres Average Sales Revenue 2004-2012

The following table illustrates the average sales revenue of Garden Centres since 2004 and forecasts to 2012:-

3. Garden Centres Centre Rankings

3.1 Introduction to the Rankings

The following section ranks the companies identified in the previous chapter by various key financial indicators.

Where possible, we have used the financial information reported by each company. However, for small and medium sized companies reporting obligations are less strict and these companies are not obliged to disclose turnover, profit before tax and other information such as number of employees etc. Where this data does not exist, MTW have provided an estimate based on previous performance, industry averages other financial indicators and background knowledge of the industry.

3.2 Garden Centre Sales & Turnover Ranking

3.2.1 Garden Centres Ranking by Turnover

The table illustrates our estimates of the rank by turnover for each Garden Centre in 2007:-

Table 23: Garden Centres Ranking by Profit 2007

1. xxxxxxx Garden Centres	47. xxxxxxx Nursery Garden Centre	93. xxxxxxx
2. xxxxxxx Garden Centres	48. xxxxxxx Bros	94. xxxxxxx xxxxxxx
3. xxxxxxx Garden Centres	49. xxxxxxx Nurseries	95. xxxxxxx xxxxxxx
4. xxxxxxx Garden Centres	50. xxxxxxx Garden Centre	96. xxxxxxx xxxxxxx
5. xxxxxxx Garden Centres	51. xxxxxxx	97. xxxxxxx xxxxxxx
6. xxxxxxx Garden Centres	52. xxxxxxx Nurseries	98. xxxxxxx xxxxxxx
7. xxxxxxx Garden Centre	53. xxxxxxx	99. xxxxxxx
8. xxxxxxx Nursery And Garden Centre	54. xxxxxxx Garden Centre	100. xxxxxxx
9. xxxxxxx xxxxxxx	55. xxxxxxx	101. xxxxxxx
10. xxxxxxx Plants	56. xxxxxxx Jackson Growers	102. xxxxxxx
11. xxxxxxx xxxxxxx Group	57. xxxxxxx Garden Centre	103. xxxxxxx xxxxxxx xxxxxxx
12. xxxxxxx xxxxxxx	58. xxxxxxx	104. xxxxxxx xxxxxxx xxxxxxx
13. xxxxxxx xxxxxxx Garden Co	59. xxxxxxx Garden Centre	105. xxxxxxx xxxxxxx xxxxxxx
14. xxxxxxx Garden Centre	60. C W xxxxxxx & Sons	106. xxxxxxx xxxxxxx
15. xxxxxxx xxxxxxx xxxxxxx	61. xxxxxxx Garden Centre	107. xxxxxxx
16. xxxxxxx Nurseries	62. xxxxxxx	108. xxxxxxx
17. xxxxxxx Hall Garden Centre	63. xxxxxxx Garden Centre	109. xxxxxxx
18. xxxxxxx	64. xxxxxxx	110. xxxxxxx
19. xxxxxxx Garden & Leisure	65. Lady xxxxxxx Garden Centre	111. xxxxxxx xxxxxxx xxxxxxx
20. xxxxxxx Garden Centres	66. xxxxxxx Gardens	112. xxxxxxx
21. xxxxxxx Gardenworld	67. xxxxxxx Nurseries	113. xxxxxxx
22. xxxxxxx Green Nurseries	68. xxxxxxx Direct Garden Centre	114. xxxxxxx
23. xxxxxxx	69. xxxxxxx Nurseries	115. xxxxxxx xxxxxxx xxxxxxx
24. xxxxxxx Of xxxxxxx Garden Centre	70. R. xxxxxxx V. Roger	116. xxxxxxxv xxxxxxx
25. xxxxxxx Landscapes	71. xxxxxxx xxxxxxx ne Valley Garden Centre	117. xxxxxxx
26. xxxxxxx Grown Nurseries	72. xxxxxxx Nursery & Garden Centre	118. xxxxxxx
27. xxxxxxx Garden Centre	73. Bell xxxxxxx	119. xxxxxxx xxxxxxx
28. xxxxxxx Gardens	74. xxxxxxx Garden Centre	120. xxxxxxx
29. xxxxxxx Elm Garden Centre	75. xxxxxxx Garden Centre	121. xxxxxxx
30. xxxxxxx Gate Garden Centre	76. xxxxxxx Brook	122. xxxxxxx
31. xxxxxxx Garden Centre	77. xxxxxxx Garden Nursery & Plant Centre	123. xxxxxxx
32. xxxxxxx Garden Centre	78. xxxxxxx	124. xxxxxxx
33. xxxxxxx Plants	79. xxxxxxx Cross	125. xxxxxxx
34. xxxxxxx Roundstone Garden Centre	80. xxxxxxx Beth Chatto Gardens	126. xxxxxxx
35. E H xxxxxxx Nurseries	81. xxxxxxx Garden Centre	127. xxxxxxx
36. xxxxxxx Garden Centre	82. R & xxxxxxx Landscapes	128. xxxxxxx
37. xxxxxxx Diy & Garden Centre	83. xxxxxxx Shaw & Sons	129. xxxxxxx
38. xxxxxxx Garden xxxxxxx & Pet Centre	84. xxxxxxx xxxxxxx oebes Garden Centre	130. xxxxxxx
39. xxxxxxx Garden Centre	85. xxxxxxx Garden Centre	131. xxxxxxx
40. xxxxxxx Plant & Garden Centre	86. xxxxxxx Garden Centre	132. xxxxxxx
41. xxxxxxx Hill Garden & Leisure	87. xxxxxxx	133. xxxxxxx
42. xxxxxxx Nurseries	88. xxxxxxx	134. xxxxxxx
43. xxxxxxx Garden Centre	89. xxxxxxx	135. xxxxxxx
44. xxxxxxx Nurseries & Garden Centre	90. xxxxxxx	136. xxxxxxx
45. xxxxxxx Polytunnels	91. xxxxxxx	137. xxxxxxx
46. xxxxxxx Plants	92. xxxxxxx	

Source: MTW Research Sales Estimates

3.2.2 Company Turnover Estimates

The following table illustrates the estimated turnover for each company for 2007:-

Table 24: Garden Centres Individual Turnovers 2007

Trading Name	2007 Turnover	Trading Name	2007 Turnover
xxxxxxx Garden Centres	£185.1	xxxxxxx xxxxxxxx	£3.0
xxxxxxx Garden Centres	£83.5	Xxxxxxx	£3.0
xxxxxxx Garden Centre	£41.0	xxxxxxx xxxxxxxx	£2.7
xxxxxxx xxxxxxxx xxxxxxxx	£27.3	Xxxxxxx	£2.5
xxxxxxx xxxxxxxx	£25.5	Xxxxxxx	£2.5
Xxxxxxx xxxxxxxx	£23.9	xxxxxxx	£2.5
Xxxxxxx xxxxxxxx xxxxxxxx	£22.0	Xxxxxxx	£2.5
Xxxxxxx xxxxxxxx	£20.0	Xxxxxxx	£2.5
Xxxxxxx xxxxxxxx	£19.8	Xxxxxxx	£2.3
Xxxxxxx xxxxxxxx	£18.9	xxxxxxx xxxxxxxx	£2.3
Xxxxxxx xxxxxxxx	£15.4	Xxxxxxx	£2.2
Xxxxxxx xxxxxxxx xxxxxxxx xxxxxxxx	£15.0	xxxxxxx xxxxxxxx xxxxxxxx	£2.2
Xxxxxxx xxxxxxxx	£13.2	xxxxxxx xxxxxxxx	£2.1
Xxxxxxx xxxxxxxx	£12.4	xxxxxxx xxxxxxxx	£2.0
Xxxxxxx xxxxxxxx	£11.4	Xxxxxxx	£2.0
Xxxxxxx xxxxxxxx	£11.2	Xxxxxxx	£2.0
Xxxxxxx xxxxxxxx	£9.9	Xxxxxxx	£2.0
Xxxxxxx xxxxxxxx	£9.7	Xxxxxxx	£2.0
Xxxxxxx xxxxxxxx	£9.1	Xxxxxxx	£2.0
Xxxxxxx xxxxxxxx	£8.9	Xxxxxxx	£2.0
Xxxxxxx xxxxxxxx	£8.5	Xxxxxxx	£1.9
Xxxxxxx xxxxxxxx	£8.1	Xxxxxxx	£1.8
Xxxxxxx xxxxxxxx	£8.0	Xxxxxxx	£1.8
Xxxxxxx xxxxxxxx	£6.5	Xxxxxxx	£1.7
Xxxxxxx xxxxxxxx	£6.5	xxxxxxx xxxxxxxx	£1.5
Xxxxxxx xxxxxxxx xxxxxxxx	£6.5	Xxxxxxx	£1.5
Xxxxxxx xxxxxxxx xxxxxxxx	£6.5	xxxxxxx xxxxxxxx	£1.5
Xxxxxxx xxxxxxxx xxxxxxxx	£6.0	xxxxxxx xxxxxxxx	£1.5
Xxxxxxx xxxxxxxx xxxxxxxx	£5.2	Xxxxxxx	£1.5
xxxxxxx xxxxxxxx	£5.0	xxxxxxx xxxxxxxx	£1.5
Xxxxxxx	£5.0	xxxxxxx	£1.5
Xxxxxxx	£4.9	Xxxxxxx	£1.3
Xxxxxxx	£4.5	Xxxxxxx	£1.2
Xxxxxxx	£4.4	Xxxxxxx	£1.1
Xxxxxxx	£4.0	Xxxxxxx	£1.1
Xxxxxxx	£4.0	Xxxxxxx	£1.1
Xxxxxxx	£4.0	Xxxxxxx	£1.0
Xxxxxxx	£4.0	Xxxxxxx	£1.0
Xxxxxxx	£4.0	Xxxxxxx	£1.0
Xxxxxxx	£4.0	Xxxxxxx	£1.0
Xxxxxxx	£3.8	Xxxxxxx	£1.0
Xxxxxxx	£3.5	Xxxxxxx	£1.0
Xxxxxxx	£3.5	Xxxxxxx	£1.0
Xxxxxxx	£3.5	xxxxxxx xxxxxxxx	£0.9
Xxxxxxx	£3.5	xxxxxxx xxxxxxxx	£0.9
xxxxxxx xxxxxxxx xxxxxxxx	£3.5	xxxxxxx xxxxxxxx	£0.9
Xxxxxxx	£3.5	xxxxxxx xxxxxxxx xxxxxxxx	£0.9
Xxxxxxx	£3.0		

3.3 Garden Centres Ranking by Profit

The following table illustrates our estimates of the rank by profit for each of the selected Garden Centres in 2007:-

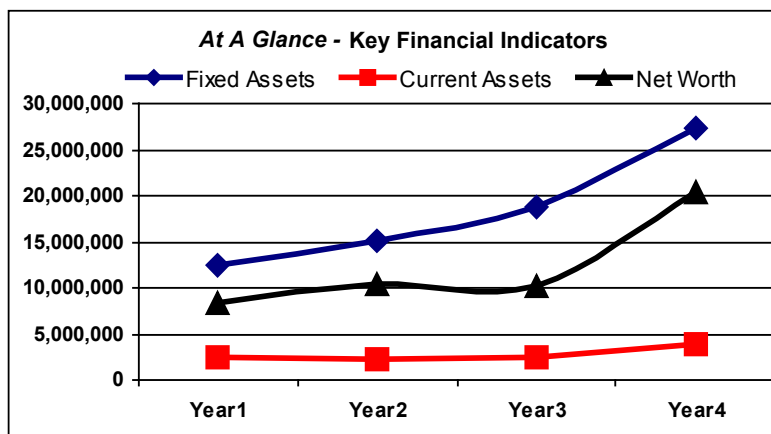
Table 25: Garden Centres Ranking by Profit 2007

4. Garden Centres Profiles

Sample Garden Centre Ltd - Company Overview & 'At a Glance'

Sample Road
Wokingham
Berkshire
RGXX 5XX
Tel: Sample

Sample Garden Centre Ltd is a public limited with share capital company, incorporated on December 4, 2000. The company's main activities are recorded by Companies House as "A group engaged in the operation of Garden Centres." The company has an estimated 145 employees as of mid 2008.



To year end December 31, 2007, Sample Garden Centre Ltd is estimated to have achieved a turnover of around £11.4 million.

The following table briefly provides a top line overview on Sample Garden Centre Ltd:-

Company Name	Sample Garden Centre Ltd
Brief Description of Activities	A group engaged in the operation of Garden Centres.
Parent Company	Sample Garden Centre Ltd
Ultimate Holding Company	n/a
Estimated Number of Employees	145
Senior Decision Maker / Director	Sample Contact Name

The following table illustrates the company's key performance indicators for the last 4 years:-

Sample Garden Centre Ltd - KPIs for Year Ending December 31, 2003 to December 31, 2006

Key Indicator £	Year End December 31, 2004 (Year1)	Year End December 31, 2005 (Year2)	Year End December 31, 2006 (Year3)	Year End December 31, 2007 (Year4)
Fixed Assets	12,511,000	15,135,000	18,761,000	27,318,000
Current Assets	2,420,000	2,237,000	2,494,000	3,795,000
Current Liabilities	1,719,000	2,374,000	3,580,000	3,394,000
Long Term Liabilities	4,838,000	4,536,000	7,376,000	7,220,000
Net Worth	8,374,000	10,462,000	10,299,000	20,499,000
Working Capital	701,000	-137,000	-1,086,000	401,000
Profit per Employee	7,402	-4,269	-790	-1,205
Sales per Employee	90,245	80,096	86,971	77,952